



4. Bausteine zur Förderung der Schreibkompetenz im Englischunterricht

Übersicht

Baustein 1:	Writing a report (5 steps)	146
Baustein 2:	Writing a story (2 steps)	152
Baustein 3:	Writing a letter to a friend (3 steps)	154
Baustein 4:	Writing about a job	156
Baustein 5:	How to give a personal statement (6 steps)	157
Baustein 6:	Expressing feelings / likes / dislikes (8 steps)	161
Baustein 7:	Asking questions (3 steps)	178

Im Anhang sind weitere Materialien als Ideen zur handlungsorientierten Gestaltung von Schreibprozessen aufgeführt:

Schreib-Puzzle:	„ <i>My last holidays</i> “	189
Mind Map:	„ <i>My best Party</i> “ (zu Baustein 2)	190
Mind Map:	„ <i>Job Description</i> “ (zu Baustein 4)	191
Additional Exercises:	„ <i>Word order exercises</i> “	197

Baustein 1: Writing a report

Step 1
 What did you do in your (last) holidays?
 Make a list.

Simple Past



activity	when?
I phoned my friends	
	almost every day
I wrote a letter	
	the very last day



every
 the very first/last day
 very often
 sometimes
 on Tuesday
 last

Step 3

Adjectives and adverbs make a report more interesting. Make an adjective and adverb alphabet (use a dictionary and your English book/ you don't have to fill in everything).

The following words help you to start: aloud, naughty, friendly, awfully, old, amusing, popular, interesting, nervously, happy, unhappy, funny, sunny, rainy, boring, great, slowly...

Tip : Not all adverb-endings arely !!!!

adjectives		adverbs	
a	awful (schrecklich),	a	aloud
b		b	
c		c	
d		d	
e		e	
f	friendly (freundlich)	f	friendly (freundlich)
g		g	
h	happy (glücklich)	h	
i, j, k		i, j, k	
l		l	
m		m	
n	naughty (frech, ungezogen)	n	
o		o	
p		p	
q		q	
r		r	
s		s	
t		t	
u		u	unhappily (unglücklich)
v		v	
w		w	
x, y, z		x, y, z	



Step 4
 Express your emotions, your feelings and your opinion
 about your last holidays. Make a list of words and expressions.

emotions/feelings/opinion			event
verbs	adjectives	adverbs	

Some ideas:

- like, love, prefer, hate, dislike, enjoy, hurt.....
- interesting, boring, exciting, happy, good, angry, sad, lucky, great,.....
- well, happily, angrily,
- I think, in my opinion, as far as I'm concerned, I agree with, I don't agree with,.....

TRAINING 1:

Your friend Brian in Enniskillen (Northern Ireland) asks you to tell him about your last holidays.
 Write an e-mail, tell him what the holidays were like.
 (about 130-150 words).

Use your listed ideas.

.....

.....

.....

.....

.....

.....

.....

.....

.....

.....

words



Step 5
Check your e-mail.

I have used Simple Past in all the sentences (about my activities). (visited, wrote)	<input type="checkbox"/>
I have used some adjectives and adverbs .	<input type="checkbox"/>
I have checked the word order .	<input type="checkbox"/>
I have used different verbs .	<input type="checkbox"/>
There is lots of information about different places .	<input type="checkbox"/>
I have connected short sentences (and, but).	<input type="checkbox"/>
I have written about me and other people .	<input type="checkbox"/>
I have written about my opinion and my emotions.	<input type="checkbox"/>
The e-mail has a beginning (Hi!, Hello...!) and ending (Bye ...! Love, ...!)	<input type="checkbox"/>
.....	<input type="checkbox"/>

Erwartete Leistungen von Schülerinnen und Schülern

Hello Brian,
my last holidays were OK. Some days were nice and exciting but some days were boring.

The very first day my brother and I visited my uncle in Berlin. We made a fantastic sightseeing tour. I stayed there for two days. That was great.

At home I had breakfast with my mum every morning.
Almost every day I phoned my best friends and listened to my favourite CDs.

On Saturday 7th I went to the city centre with my sister and we bought some new clothes.

I watched an action film in the new STAR cinema on Saturday night.

On Tuesday last week I helped my mum with the shopping.

Sometimes I rode my mountain bike in the park next to our school.
Every day I played football with my friends (in the school playground).

The very last day I did some homework.

Please tell me about your holidays.

Bye,

152 words

ALTERNATIVE: Step 6 (TRAINING 2)

Complete the following letter

Hello _____,
 my last holidays were _____. Some days were _____ and _____
 but some days were _____.

The very first day my _____ and I visited my _____ in
 _____. We made a fantastic _____.
 I stayed there for _____. That was _____.

At home I had _____ with my _____ every _____. Almost
 every day I phoned my _____ and listened to my favourite CDs.

On Saturday 7th I went to _____ with _____ and we bought some new
 clothes.

I watched a _____ film in the new STAR cinema on _____ night.

On _____ last week I helped _____ with the _____.

Sometimes I _____ in the park next to _____.
 Every day I _____ with _____ (in the park).

The very last day I did some _____.

Please tell me about _____.

Bye,


_____ words

Baustein 2: Writing a story

Step 1
 Write an interesting story (about 100 – 120 words).
 (You can write about something that happened to you.)

When was it ?

It was	Sunday afternoon yesterday last (week, month, year)
--------	---




Where were you ?

I was	at home at school in a restaurant on my way to
-------	---

What happened ?

- came
- crashed
- forgot
- followed
- fell




Who was with you ?

My friend(s) My mother My	was (were) with me
---------------------------------------	--------------------

What happened then?

He I They We	walked hadl eft saw gave
-----------------------	--------------------------------------



And then ?
 After some time
 Later
 Some minutes later ...
 The next day

Finish your story.

I was	happy, lucky
We were	unhappy, sad
It was	interesting, exciting

Anything to add?!

And then ?
 After some time
 Later
 Some minutes later ...
 The next day

Step 2 ¹
Write an interesting story about a party.
 (about 110 – 120 words)

My favourite party

It was... | ...20th June
 ...last Friday
 ...at Christmas
 ...

We celebrated... | ...my cousin's birthday
 ...a fancy dress party
 We had... | ...Halloween
 ...

My ...and I stayed | ...at my friend's house
 ...in an old cottage near the sea
 ...with my grandma
 ...

Use adjectives like „funny, nice, old ...”

The party started... | ...in the afternoon
 ...at 6 pm
 ...

First we/ I/ my ... | ...had dinner
 ...played ...
 ...went to the kitchen
 ...

What did you eat / play?

Then ... | ...we sang some songs
 ...watched...
 ...had...
 ...

Where did you do that?

After some time...
 Later...
 Some minutes later... | I/ we/ my...

At the end of the party ... | ...we...
 ...my ...
 ...

I think it was a... | ...very nice
 ...terrible
 ...fantastic | day party

Why?

¹ Ergänzend kann auch die *Mindmap* aus dem Anhang (Anlage : *My best party*) eingesetzt werden.

Baustein 3 Writing a letter to a friend

(vgl Qualitätsentwicklung und Qualitätssicherung von Unterricht in der Sekundarstufe I. Englisch. Materialien zu dem Themenbereich *Writing*. Soest 2001)

Step 1
Write a letter to a (pen)friend in England ... or to your teacher

Write about your activities and experiences in your last holiday.

The following ideas can help you:

Last – On(Monday)..... – Every – One day One morning–

The next day – The very first day in the holidays I–


In the evenings ... – In the mornings ... – At night...

I sometimes ... – I never – I always – I usually

My friend Mike and My best friend and I I My sister My mother	visited my slept untilo'clock helped worked read wrote played watched ate drank went ice skating went sledging (rodeln) was ill/were ill listened to had an argument with repaired my brother's laid the table washed the dishes wrote an e-mail got a present got an invitation met	and but when whenever or although because while since	<p><i>Adjectives make sentences more interesting</i></p> <p>interesting – boring – very – exciting – good – bad – expensive – cold – silly – wonderful – disgusting – excellent – terrible – crazy</p>
--	---	--	--

Step 2
Write a letter to your best friend. The following phrases can help you:

Beginning of a letter:



- Dear
- Hi
- Hello

Opening sentences:

- Sorry I haven't written for so long.
- Thanks for your last letter.
- Just a short note to let you know
- I'm writing because

Closing sentences

- Hope to hear from you soon.
- Well, that's all for now.
- Please write back soon
- Please drop me a line when you have time.

Closing

- Love,
- Take care
- All the best
- Bye-bye

Step 3
Check your letter.

I made notes before I started	<input type="checkbox"/>
My ideas are clearly sorted.	<input type="checkbox"/>
The beginning is interesting.	<input type="checkbox"/>
I've asked some questions.	<input type="checkbox"/>
I've written something exciting/funny/surprising.	<input type="checkbox"/>
I've used different verbs and adjectives.	<input type="checkbox"/>
I've used words like „but, because, after that, then, suddenly, later”.	<input type="checkbox"/>
I've checked the formal aspects of a letter: - address - date - end of the letter	<input type="checkbox"/>
I've checked the spelling (I used my dictionary or my English book)	<input type="checkbox"/>
I've checked the grammar (I used my dictionary or my English book)	<input type="checkbox"/>
My letter has different paragraphs.	<input type="checkbox"/>
My handwriting is nice (OK).	<input type="checkbox"/>

Baustein 4: Writing about a job



Steps to go

- Think of a job you know something about.
- Use the mind map for vocabulary (**siehe Anhang Anlage 4: Job description**)

Use the following structure:

Introduction

- a. What job are you talking about?**
e.g. The job I'm going to write about is called...

Main part

- b. Where do you work?**
e.g. As a ... you work ...
- c. What are the working hours?**
e.g. Most... work...
- d. What do you do in your job?**
*e.g. You always have to... Apart from that you...
You sometimes ...*
- e. What about colleagues?**
e.g. ... usually work...
- f. What clothes do you wear?**
e.g. As far as I know ... have to / don't have to wear...
- g. What is the job like?**
e.g. You can imagine that the job as a ... is very..., because...
- h. What sort of qualification do you need to get a job?**
e.g. For this job I need ...
- i. Which abilities help you for this job?**
e.g. It's absolutely necessary to ...
- j. How much money do you get?**
e.g. I think the ...

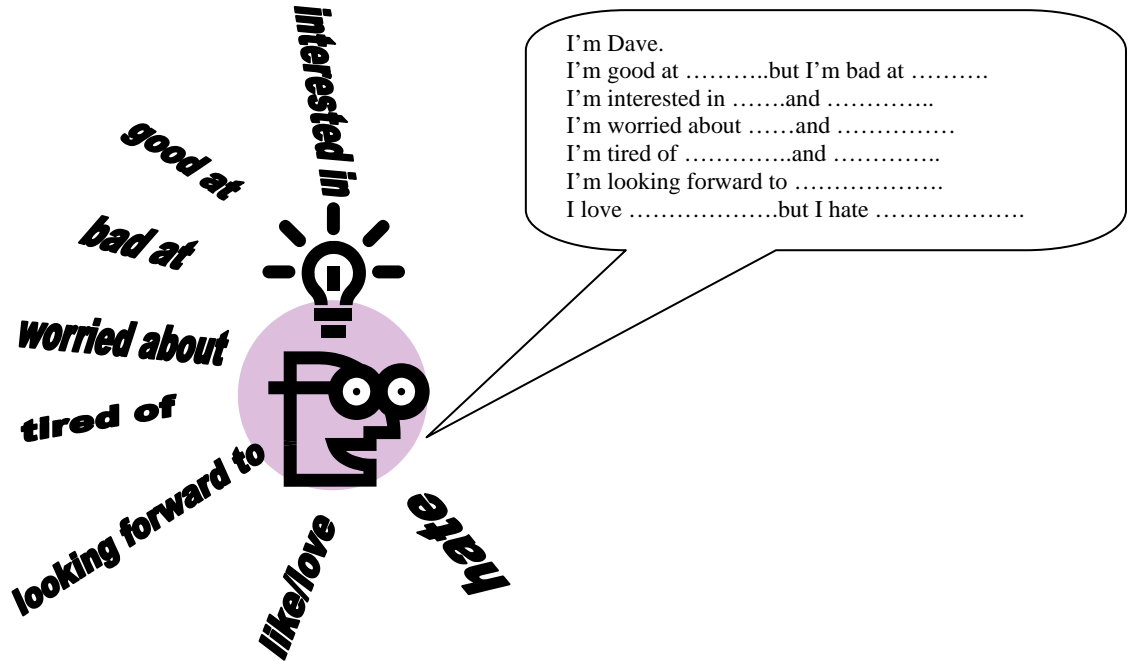
Use simple present !!!

Conclusion

- k. What do you think about the job? Why?**
e.g. If you asked me I would say... All in all..... Finally.....

Baustein 5: How to give a personal statement¹

Step 1
Look at the table and write 8 sentences about Dave.



Dave		activities	
		hates	answer questions in English lessons.
		loves	clean his room on Saturdays
		tired of	listen to music in his room
		looking forward to	meet his best friend next week
	is	bad at	play volleyball
		good at	repair bikes
		worried about	sing songs in the music lesson
		interested in	read exciting detective stories

Dave is worried about answering questions in English lessons.

He is tired of ing

.....

.....

.....

.....

.....

¹ (vgl. Möbius, Volker, S. Kießling : Englisch-Textproduktion. How to write good English texts, S. 12-15)



**And you? Here are some more ideas.
Finish the grid.**

		activities	
I'm	good at	playing	football in the club,
I'm	tired of	doing	homework every day, the washing up at home
I'm		writing	postcards to my friend, e-mails to
I'm	bad at		
I'm	interested in		
I'm	looking forward to		
I'm	worried about		
I	like		
I	dislike		
I	hate		
I	prefer		(.....instead of)
I	enjoy		

Write 10 sentences.

.....

.....

.....

.....

.....

.....

.....

.....

.....

.....



Situation: Some people think piercing and tattoos should be forbidden for boys and girls under 18. What's your opinion?

Step 2
State your opinion in one sentence and use one of the following expressions

I'm of the opinion that
 In my opinion
 In my view

I'm convinced that
 It seems to me that
 The way I see it
 As far as I'm concerned
 I strongly believe
 I completely agree
 I strongly disagree that

I'm totally against

Step 3
Find arguments for your opinion. Make a list.

I agree / disagree because	

Step 4
Which 3 arguments do you like best? Mark them with a cross (X)

Example:

I disagree because	
tattoos make a person interesting	X
a piercing looks nice	
boys and girls are more individual with tattoos	X
it's a private decision	X
most people are no longer shocked	

Baustein 6: Expressing feelings / likes / dislikes

Step 1

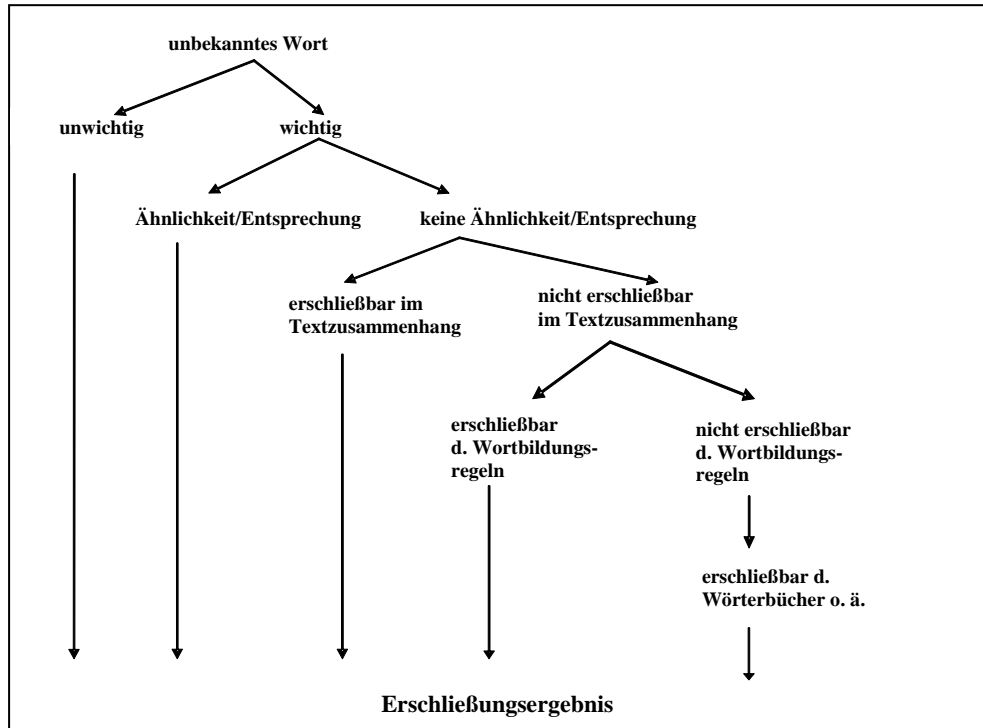
Find the words and their meaning – Use the diagram below

Step 2

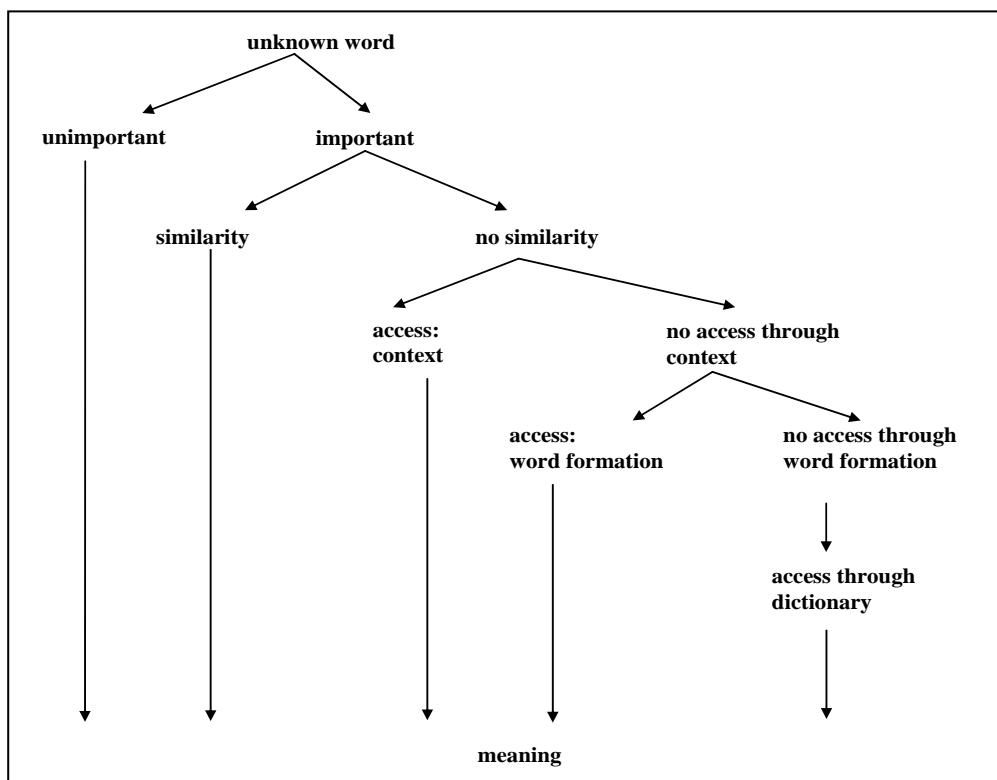
Use your dictionary:

English:	German:	English:	German:
afraid		happy	
angry		irritated	
annoyed		mad	
anxious		miserable	
astonished		puzzled	
cheerful		reluctant	
cross		sad	
dissatisfied		sceptical	
doubtful		sorrowful	
frightened		surprised	
friendly		timid	
glad		unhappy	

Erschließung der Bedeutung unbekannter Wörter (STIEFENHÖFER, *Lesen als Handlung*, WEINHEIM / BASEL: BELTZ 1996, S. 235)



Depth of processing & access to unknown words – Access to unknown words (H. Stiefenhöfer, *Lesen als Handlung*, Weinheim/Basel: Beltz 1996, S. 235 & B. Helbig „Texterschließungstechniken und -strategien“, LSW 1998)

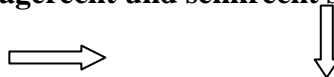


This is a simplified model of the actual process of decision-making and accessing meaning, as it presents a linear top-down process, while, in real life, a skilled reader will apply the strategies simultaneously and in random order.

Step 2
MAZE OF FEELINGS
 Find the hidden words.

EASY:

In diesem Suchrätsel sind 24 Wörter versteckt. **Du musst waagrecht und senkrecht suchen.**



U	S	A	D	J	H	I	R	R	I	T	A	T	E	D	S	X	Q
Q	L	N	A	F	R	A	I	D	C	O	S	X	V	A	C	O	X
L	R	X	N	N	M	J	K	H	B	A	N	N	O	Y	E	D	C
G	Z	I	B	F	K	J	H	M	C	R	O	S	S	S	P	E	H
S	M	O	G	R	Q	O	A	E	D	Y	R	N	K	O	T	C	E
U	M	U	U	I	L	R	P	T	I	P	V	A	F	R	I	B	E
R	I	S	C	E	I	E	P	D	S	A	N	R	O	R	C	D	R
P	S	V	C	N	E	L	Y	R	S	L	J	D	S	O	A	O	F
R	E	Y	N	D	C	U	T	K	A	N	G	R	Y	W	L	U	U
I	R	M	M	L	F	C	I	C	T	P	E	Y	C	F	L	B	L
S	A	H	W	Y	T	T	H	R	I	G	C	A	I	U	U	T	U
E	B	P	H	G	M	A	G	I	S	B	M	F	W	L	P	F	N
D	L	U	T	Y	I	N	O	C	F	Q	K	Y	C	Y	Q	U	H
J	E	Z	D	M	F	T	Z	D	I	A	I	O	X	N	K	L	A
W	V	Z	T	I	M	I	D	R	E	S	Z	I	M	K	S	E	P
K	O	L	G	L	A	D	V	O	D	L	N	F	Q	M	R	X	P
J	H	E	H	D	N	F	R	I	G	H	T	E	N	E	D	F	Y
P	J	D	W	M	A	D	A	S	T	O	N	I	S	H	E	D	M

Die Wörter sind:

- | | | |
|-----------------|--------------|------------|
| 1. DISSATISFIED | 9. IRRITATED | 17. AFRAID |
| 2. FRIGHTENED | 10. FRIENDLY | 18. TIMID |
| 3. ASTONISHED | 11. DOUBTFUL | 19. HAPPY |
| 4. SURPRISED | 12. CHEERFUL | 20. CROSS |
| 5. SORROWFUL | 13. UNHAPPY | 21. ANGRY |
| 6. SCEPTICAL | 14. PUZZLED | 22. GLAD |
| 7. RELUCTANT | 15. ANXIOUS | 23. SAD |
| 8. MISERABLE | 16. ANNOYED | 24. MAD |

Duplikat ohne Füllbuchstaben:

	S	A	D			I	R	R	I	T	A	T	E	D	S		
		N	A	F	R	A	I	D							C		
		X								A	N	N	O	Y	E	D	C
		I		F		H			C	R	O	S	S	S	P		H
S		O		R		A			D					O	T		E
U	M	U		I		R	P		I					R	I		E
R	I	S		E		E	P		S					R	C	D	R
P	S			N		L	Y		S					O	A	O	F
R	E			D		U			A	N	G	R	Y	W	L	U	U
I	R			L		C			T					F		B	L
S	A			Y		T			I					U		T	U
E	B	P				A			S					L		F	N
D	L	U				N			F							U	H
	E	Z				T			I							L	A
		Z	T	I	M	I	D		E								P
		L	G	L	A	D			D								P
		E				F	R	I	G	H	T	E	N	E	D		Y
		D		M	A	D	A	S	T	O	N	I	S	H	E	D	

Lösung:

1. DISSATISFIED (X 10Y 5-X 10Y 16)
2. FRIGHTENED (X 7Y 17-X 16Y 17)
3. ASTONISHED (X 8Y 18-X 17Y 18)
4. SURPRISED (X 1Y 5-X 1Y 13)
5. SORROWFUL (X 15Y 4-X 15Y 12)
6. SCEPTICAL (X 16Y 1-X 16Y 9)
7. RELUCTANT (X 7Y 6-X 7Y 14)
8. MISERABLE (X 2Y 6-X 2Y 14)
9. IRRITATED (X 7Y 1-X 15Y 1)
10. FRIENDLY (X 5Y 4-X 5Y 11)
11. DOUBTFUL (X 17Y 7-X 17Y 14)
12. CHEERFUL (X 18Y 3-X 18Y 10)
13. UNHAPPY (X 18Y 11-X 18Y 17)
14. PUZZLED (X 3Y 12-X 3Y 18)
15. ANXIOUS (X 3Y 1-X 3Y 7)
16. ANNOYED (X 11Y 3-X 17Y 3)
17. AFRAID (X 4Y 2-X 9Y 2)
18. TIMID (X 4Y 15-X 8Y 15)
19. HAPPY (X 8Y 4-X 8Y 8)
20. CROSS (X 10Y 4-X 14Y 4)
21. ANGRY (X 10Y 9-X 14Y 9)
22. GLAD (X 4Y 16-X 7Y 16)
23. SAD (X 2Y 1-X 4Y 1)
24. MAD (X 5Y 18-X 7Y 18)

MEDIUM:

In diesem Suchrätsel sind 24 Wörter versteckt. Du musst **waagrecht, senkrecht** und diagonal suchen.

K	C	H	Q	W	M	E	S	U	A	N	G	R	Y	A	X	R	J
I	U	F	L	G	W	P	F	O	N	J	K	W	P	F	Y	E	N
I	W	G	G	E	J	A	T	R	R	H	V	H	S	R	K	L	P
M	I	S	E	R	A	B	L	E	I	R	A	V	T	A	L	U	U
C	S	U	R	P	R	I	S	E	D	G	O	P	K	I	I	C	Z
S	I	C	H	E	E	R	F	U	L	L	H	W	P	D	U	T	Z
D	P	Y	G	Y	C	Z	R	Q	P	A	X	T	F	Y	O	A	L
A	G	W	B	L	T	T	I	M	I	D	G	J	E	U	K	N	E
N	S	M	H	P	F	C	E	X	C	Q	X	G	Y	N	L	T	D
W	L	T	A	M	U	A	N	X	I	O	U	S	L	V	E	J	F
I	K	D	O	D	Q	C	D	F	S	N	Y	A	E	Z	M	D	A
L	H	T	X	N	V	E	L	C	A	P	C	D	D	J	E	Z	W
P	S	D	G	A	I	V	Y	U	P	I	U	I	L	O	U	O	F
F	J	O	I	D	I	S	S	A	T	I	S	F	I	E	D	N	L
O	B	O	F	Z	Y	Z	H	P	I	R	R	I	T	A	T	E	D
V	K	U	Z	G	E	S	E	E	A	D	O	U	B	T	F	U	L
I	S	C	C	H	K	C	O	I	D	H	C	R	O	S	S	V	I
J	K	V	K	S	S	A	N	N	O	Y	E	D	R	K	Y	Q	N

Die Wörter sind:

- | | |
|-----------------|-------------|
| 1. DISSATISFIED | 13. UNHAPPY |
| 2. FRIGHTENED | 14. PUZZLED |
| 3. ASTONISHED | 15. ANXIOUS |
| 4. SURPRISED | 16. ANNOYED |
| 5. SORROWFUL | 17. AFRAID |
| 6. SCEPTICAL | 18. TIMID |
| 7. RELUCTANT | 19. HAPPY |
| 8. MISERABLE | 20. CROSS |
| 9. IRRITATED | 21. ANGRY |
| 10. FRIENDLY | 22. GLAD |
| 11. DOUBTFUL | 23. SAD |
| 12. CHEERFUL | 24. MAD |

Duplikat ohne Füllbuchstaben:

							S	U	A	N	G	R	Y	A		R		
							F	O	N					F		E		
								R	R	H				R		L	P	
M	I	S	E	R	A	B	L	E	I	R	A			A		U	U	
	S	U	R	P	R	I	S	E	D	G	O	P		I		C	Z	
		C	H	E	E	R	F	U	L	L	H	W	P	D		T	Z	
							R			A		T	F	Y		A	L	
A							T	I	M	I	D			E	U		N	E
	S	M					E								N	L	T	D
		T	A				A	N	X	I	O	U	S	L		E		
			Q	D			D				Y	A					D	
				N			L			P	C	D						
					I		Y		P	I								
					D	I	S	S	A	T	I	S	F	I	E	D		
							H	P	I	R	R	I	T	A	T	E	D	
							E	E		D	O	U	B	T	F	U	L	
						C			D		C	R	O	S	S			
					S	A	N	N	O	Y	E	D						

Lösung:

- | | |
|------------------------------------|--------------------------------|
| 1. DISSATISFIED (X 5Y 14-X 16Y 14) | 13. UNHAPPY (X 9Y 1-X 15Y 7) |
| 2. FRIGHTENED (X 8Y 2-X 17Y 11) | 14. PUZZLED (X 18Y 3-X 18Y 9) |
| 3. ASTONISHED (X 1Y 8-X 10Y 17) | 15. ANXIOUS (X 7Y 10-X 13Y 10) |
| 4. SURPRISED (X 2Y 5-X 10Y 5) | 16. ANNOYED (X 7Y 18-X 13Y 18) |
| 5. SORROWFUL (X 8Y 1-X 16Y 9) | 17. AFRAID (X 15Y 1-X 15Y 6) |
| 6. SCEPTICAL (X 6Y 18-X 14Y 10) | 18. TIMID (X 7Y 8-X 11Y 8) |
| 7. RELUCTANT (X 17Y 1-X 17Y 9) | 19. HAPPY (X 8Y 15-X 12Y 11) |
| 8. MISERABLE (X 1Y 4-X 9Y 4) | 20. CROSS (X 12Y 17-X 16Y 17) |
| 9. IRRITATED (X 10Y 15-X 18Y 15) | 21. ANGRY (X 10Y 1-X 14Y 1) |
| 10. FRIENDLY (X 8Y 6-X 8Y 13) | 22. GLAD (X 11Y 5-X 11Y 8) |
| 11. DOUBTFUL (X 11Y 16-X 18Y 16) | 23. SAD (X 13Y 10-X 13Y 12) |
| 12. CHEERFUL (X 3Y 6-X 10Y 6) | 24. MAD (X 3Y 9-X 5Y 11) |

DIFFICULT:

There are 24 words hidden in this maze.

You have to look in all directions. (Even backwards!)

A	K	A	S	T	O	N	I	S	H	E	D	L	U	T	S	Y	S
T	N	E	U	B	G	A	Y	V	F	S	M	U	P	I	E	P	G
Y	Y	G	G	G	N	S	S	R	U	U	I	F	U	M	T	P	I
V	L	S	R	X	A	X	A	D	F	R	S	R	Z	I	J	A	O
J	F	D	I	Y	F	P	E	D	Q	P	E	E	Z	D	D	H	B
Q	V	O	N	Q	R	T	L	E	M	R	R	E	L	Z	U	N	J
M	U	O	R	E	A	A	Q	X	I	I	A	H	E	D	L	U	U
S	C	E	P	T	I	C	A	L	J	S	B	C	D	K	T	L	S
N	E	H	I	C	D	R	Z	H	Q	E	L	H	W	I	U	E	H
B	M	R	L	P	A	I	F	D	I	D	E	T	Q	Z	V	O	P
E	R	D	X	R	E	L	U	C	T	A	N	T	I	P	P	T	S
I	R	O	T	G	O	N	O	H	K	J	S	S	O	R	C	Z	N
P	M	U	A	J	D	R	D	D	E	N	E	T	H	G	I	R	F
H	F	B	D	I	S	S	A	T	I	S	F	I	E	D	J	C	Q
A	S	T	L	K	I	S	F	S	O	R	R	O	W	F	U	L	B
P	X	F	A	N	N	O	Y	E	D	B	M	L	T	T	V	F	M
P	W	U	V	K	M	G	L	A	D	J	A	G	U	O	N	Q	C
Y	S	L	G	B	H	Y	I	Q	J	J	D	I	F	F	L	Q	G

The words are:

- | | |
|-----------------|-------------|
| 1. DISSATISFIED | 13. UNHAPPY |
| 2. FRIGHTENED | 14. PUZZLED |
| 3. ASTONISHED | 15. ANXIOUS |
| 4. SURPRISED | 16. ANNOYED |
| 5. SORROWFUL | 17. AFRAID |
| 6. SCEPTICAL | 18. TIMID |
| 7. RELUCTANT | 19. HAPPY |
| 8. MISERABLE | 20. CROSS |
| 9. IRRITATED | 21. ANGRY |
| 10. FRIENDLY | 22. GLAD |
| 11. DOUBTFUL | 23. SAD |
| 12. CHEERFUL | 24. MAD |


Duplikat ohne Füllbuchstaben:

A		A	S	T	O	N	I	S	H	E	D	L		T		Y	
	N					A				S	M	U	P	I		P	
Y		G			N	S				U	I	F	U	M		P	
	L		R	X	A		A	D		R	S	R	Z	I		A	
		D	I	Y	F		E	D		P	E	E	Z	D		H	
		O	N		R	T				R	R	E	L			N	
	U			E	A					I	A	H	E			U	
S	C	E	P	T	I	C	A	L		S	B	C	D				
			I		D	R				E	L						
		R					F			D	E						
	R	D			R	E	L	U	C	T	A	N	T				
I		O									S	S	O	R	C		
		U						D	E	N	E	T	H	G	I	R	F
H		B	D	I	S	S	A	T	I	S	F	I	E	D			
A		T						S	O	R	R	O	W	F	U	L	
P		F	A	N	N	O	Y	E	D		M						
P		U				G	L	A	D		A						
Y		L								D							

Lösung:

- | | |
|------------------------------------|--------------------------------|
| 1. DISSATISFIED (X 4Y 14-X 15Y 14) | 13. UNHAPPY (X 17Y 7-X 17Y 1) |
| 2. FRIGHTENED (X 18Y 13-X 9Y 13) | 14. PUZZLED (X 14Y 2-X 14Y 8) |
| 3. ASTONISHED (X 3Y 1-X 12Y 1) | 15. ANXIOUS (X 7Y 2-X 1Y 8) |
| 4. SURPRISED (X 11Y 2-X 11Y 10) | 16. ANNOYED (X 4Y 16-X 10Y 16) |
| 5. SORROWFUL (X 9Y 15-X 17Y 15) | 17. AFRAID (X 6Y 4-X 6Y 9) |
| 6. SCEPTICAL (X 1Y 8-X 9Y 8) | 18. TIMID (X 15Y 1-X 15Y 5) |
| 7. RELUCTANT (X 5Y 11-X 13Y 11) | 19. HAPPY (X 1Y 14-X 1Y 18) |
| 8. MISERABLE (X 12Y 2-X 12Y 10) | 20. CROSS (X 16Y 12-X 12Y 12) |
| 9. IRRITATED (X 1Y 12-X 9Y 4) | 21. ANGRY (X 1Y 1-X 5Y 5) |
| 10. FRIENDLY (X 8Y 10-X 1Y 3) | 22. GLAD (X 7Y 17-X 10Y 17) |
| 11. DOUBTFUL (X 3Y 11-X 3Y 18) | 23. SAD (X 7Y 3-X 9Y 5) |
| 12. CHEERFUL (X 13Y 8-X 13Y 1) | 24. MAD (X 12Y 16-X 12Y 18) |

FIND the words (Task 3):



Waagrecht:
 CHEERFUL UNHAPPY FRIENDLY TIMID DOUBTFUL
 SURPRISED MISERABLE ASTONISHED ANNOYED ANXIOUS MAD

Senkrecht:
 SORROWFUL PUZZLED HAPPY ANGRY SAD RELUCTANT
 DISSATISFIED SCEPTICAL FRIGHTENED AFRAID IRRITATED GLAD CROSS

Lösung

The crossword puzzle solution is as follows:

- 1. Suffer
- 2. Pupil
- 3. Cherish
- 4. Her
- 5. As
- 6. Sap
- 7. Unhappy
- 8. Friendly
- 9. Reluctant
- 10. Dissatisfied
- 11. Sceptical
- 12. Timid
- 13. Frigid
- 14. Afterschool
- 15. Insuper
- 16. Doubtful
- 17. Surprised
- 18. Glib
- 19. Miserable
- 20. Contrary
- 21. Astonished
- 22. Annoyed
- 23. Anxious
- 24. Mad







Tipp: Im Rahmen von Binnendifferenzierung können die deutschen Bedeutungen der Suchbegriffe angegeben werden.

Step 4

Categorize the words from step 1, 2 or 3 and find four words for each cartoon!







(Tipp: Es kann sinnvoll sein, sich vorher auf Deutsch zu überlegen, welche Worte Du benutzen könntest. Vielleicht findest Du ja auch ein Synonymwörterbuch in der Schülerbücherei.)

**Tipp: Zur Differenzierung kann folgende Aufgabe gestellt werden:
Find suitable adjectives for the following emotions ¹:**



¹ Graphiken entnommen aus: Masterclips 35.000 Premium Bildauswahl (IMSI GmbH, Haar 1996)

Draw the following emotions:





Step 5
 Organize your findings from step 1, 2, 3 or 4.
 (Help: Textbook and dictionary)
 (A translation can help!)

Adjective:	Adverb:	Noun:
		boredom
	happily	
afraid		
		surprise
	sadly	
irritated		
		anger
friendly		
	unhappily	
cross		
		sorrow
glad		

Step 6
 Find phrases to express likes / dislikes
 (Help: Textbook and dictionary)

Find **phrases** that help you to express what you like / don't like
 (It may be helpful to start in German first...).

likes			dislikes		
	phrase	German meaning		phrase	German meaning
glad	I'm glad of ...	ich bin dankbar für ...			
			unhappy	I'm unhappy about	Ich bin unglücklich über

Step 7
 Say what you like
 (Help: Textbook and Dictionary)

Fill in the grid (about topics like food, activities, sports, music...).
 Write sentences to compare the things. Use the words from steps 1 - 8.

Example about sports:

My topic is:			
Great!	Fine!	OK!	Bad!
football	tennis	skating	skiing
basketball		hockey	gymnastics
		table tennis	ice-skating
			dancing
			swimming
			chess

My favourite sports are football and basketball. Tennis is also fine. I prefer tennis to sports like skating, hockey or table tennis. But there are also sports I really do not like. For example skiing and ice-skating are very bad for me because I don't like sports in winter.

Great!	Fine!	OK!	Bad!



3



4



Baustein 7: Asking questions

Step 1
Remember the rules

Question words for people:



Who?	}	Fragt nach Personen(Wer / Wem / Wessen).	Bsp.: Who is this nice girl?
Whose?			Whose car is it?

Question words for things:



What? - Fragt nach Sachen ganz allgemein(Was). Bsp.: What can you bring to our party?

Question words for persons and things, when you have a choice:

Which? - Fragt nach Personen und Sachen aus einer begrenzten Auswahl(Welche/r/s).
 Bsp.: There are blue and white helmets.
 Which helmet do you prefer? The blue one or the white one?

Question words for reason, time, place, ways



Why?	„for what reason“ (Warum?)	Bsp.:	Why didn't you come to my party?
When?	„at what time“ (Wann?)		When is your birthday?
Where?	„in what place“ (Wo? Woher? Wohin?)		Where do you come from?
How?	„in what way“ (Wie?)		How can I learn more English words?

Questions with auxiliaries: be, have, do

be: Am dreaming? Am a student?
 Are sleeping? Are a student?
 Is sleeping? Is a student?
 Are sleeping? Are students?

do: Do like football? Don't come to the party?
 Does like football? Doesn't football?
 Did like football? Didn't like f.

have: Have seen him? Haven't seen him?
 Has seen him? Hasn't seen him?

**Questions with modals:
 can, could, will, would, may, might, must, should**

Can (kann)	}	I	}	play football?
Could (könnte)				
Will (werde)				
Would (würde)				
May (darf und könnte)				
Might (dürfte und könnte)				
Must (muss)				
Should (sollte)				
		you		
		he		
		she		open the window?
		it		
		we		
		they		



Step 2
Check your understanding of using question words.

Fill in the correct question words.

- | | | | |
|-----|-------|----------------------------------|-------------------------------------|
| 1) | _____ | is my mobile? | It's under your bed. |
| 2) | _____ | would you like to come? | At six o'clock. |
| 3) | _____ | are you? | I'm fine, thank you. |
| 4) | _____ | is the girl at the corner? | It's Monica, my classmate. |
| 5) | _____ | the time? | It's half past three. |
| 6) | _____ | bike is it? | Oh, that's mine. |
| 7) | _____ | are you late? | I'm sorry, but I missed my bus. |
| 8) | _____ | shirt do you want? | The blue one. |
| 9) | _____ | can I find the trainers, please? | They are over there, near the door. |
| 10) | _____ | old are you? | I'm sixteen years old. |

Step 3
Asking questions in different situations

Situation 1: The new classmate

A new girl from Africa is in your class now. She only speaks English.
 You ask her some questions about herself.

Du fragst...

- woher sie kommt
- wie alt sie ist
- welche Hobbys sie hat
- ob sie noch Geschwister hat
- was ihre Eltern beruflich machen
- wo sie wohnt
- wann sie hier angekommen ist



Situation 2: New in London.

You have just arrived in London.
You go to the tourist information centre to get some useful information...

Du möchtest wissen, wie du zum Jugendhotel „Queens“ findest.

Du fragst, ob es hier in der Nähe eine U-Bahnstation gibt.

Du möchtest wissen, wo Madame Tussaud`s ist.

Du fragst, wie teuer der Eintritt ist.

Du fragst, wo du eine Bank finden kannst.

Situation 3: On a shopping tour

You are going on a shopping tour with your English friends in the centre of London.
Form the questions...

Deine Freundin fragt dich, wonach du suchst.

Du fragst, ob dir der Pullover passt.

Du fragst, ob ihr jetzt ein Eis essen wollt.

Du möchtest wissen, ob deine Freundin Madonna mag.

Du fragst, was die anderen am letzten Wochenende gemacht haben.

Schlage vor, ins Kino zu gehen.

Dein Freund sieht niedergeschlagen aus. Frage nach, wie es ihm geht.

Frage deinen Freund, ob er ein Handy hat.



Situation 4: At the restaurant

You are sitting in an expensive restaurant...

Du möchtest bestellen und fragst nach der Speisekarte.

Du fragst den Kellner, ob er dir etwas empfehlen kann.

Du fragst, wo die Toiletten sind.

Du bittest den Kellnerin um die Rechnung.

Situation 5: At a host family

You are staying with a host family in England. And you ask for some information.

Du fragst freundlich, ob du Fernsehen schauen könntest.

Du fragst, ob du ein Handtuch haben kannst.

Du fragst, ob du ein Fenster öffnen könntest.

Frage, wann du zuhause sein solltest.

Frage, ob sie dir die Butter reichen könnten.

Situation 6: In a job interview

You are sitting in a job interview. Your interview partner gives you the chance to ask your own questions. What would you ask? Which questions are useful? Which questions are strictly forbidden? Which ones are allowed?

Task 1 a

What **types** are the following questions? Make a cross **✗** behind each question.

	type 1 allowed and useful	type 2 allowed, but not useful	type 3 strictly for- bidden
Ich bin total nervös, darf ich eine rauchen?			✗
Wie viel Urlaub habe ich?			
Kann ich bei der Arbeit Musik hören?			
Wie viele Leute arbeiten hier im Betrieb?			
Stimmt es, dass Sie meinen Freund Mike letzte Woche gefeuert haben?			
Was sind meine Arbeitszeiten?			
Muss ich wirklich schon um 7 Uhr anfangen?			
Können Sie mir vielleicht sagen, wann ich mit einer Antwort rechnen kann?			
Was verdiene ich im Monat?			
Wie heißt eigentlich Ihre Sekretärin, sie sieht ziemlich nett aus.			
Ist Ihre Firma auch im Ausland tätig?			
Kann ich ein Praktikum bei Ihnen machen?			
Wann könnte ich mit der Arbeit beginnen?			

Situation 6: In a job interview

You are sitting in a job interview. Your interview partner gives you the chance to ask own questions. What would you ask? Which questions are useful? Which questions are strictly forbidden? Which ones are allowed?

Task 1 b

What **types** are the following questions? Make a cross **✗** behind each question.

	type 1 allowed and useful	type 2 allowed, but not useful	type 3 strictly forbidden
I'm sorry, I'm nervous. Can I smoke a cigarette?			✗
If I got the job I'd be interested in getting to know details about holidays.			
Is it allowed to listen to music while working?			
How many people are working in this company?			
My friend Mike was fired last week. Can you tell me why?			
When do I have to start work in the morning?			
Starting work at 7 o'clock in the morning is rather early! Could I start a bit later?			
Could you please tell me your decision about my application until next week?			
What's the weekly salary?			
Your secretary is pretty nice. What's her name?			
Does the company work abroad too?			
I'm also interested in a 4 week work experience. Is that possible?			
If I got the job when could I possibly start?			



Task 2

Choose **5 questions** of type 1 or type 2 and transform them into English.

1	
2	
3	
4	
5	

Task 3

Just for fun: Translate the „strictly forbidden“ questions (type 3) into English.

1	
2	
3	
4	
5	